

## SUPPLEMENTARY MATERIALS

### Design and Synthesis of Novel Molecular Switches Functionalized with a Viologen Unit Based on Copper(II) Bis(ethyl 4-chloroacetoacetate) Complex

Ahmed A. Alibrahimi\*<sup>1</sup>, Wathiq S. Abdul-Hassan<sup>2</sup>

*Department of Chemistry, College of Science, University of Thi-Qar, Iraq*

*(\*Corresponding author's e-mail: [ahmedoudah501@gmail.com](mailto:ahmedoudah501@gmail.com))*

#### List of Content

FTIR spectrum of CuECl complex Figure S1 (Figure S1)	S2
FTIR spectrum of CuEV <sup>+</sup> .Cl <sup>-</sup> complex Figure S1 (Figure S2)	S2
LC-mass spectrum of CuECl complex Figure S2 (Figure S3)	S3
LC- mass spectrum of CuEV <sup>+</sup> .Cl <sup>-</sup> complex Figure S2 (Figure S4)	S3
The XRD pattern of CuECl complex Figure S3 (Figure S5)	S4
The XRD pattern of CuEV <sup>+</sup> .Cl <sup>-</sup> complex Figure S3 (Figure S6)	S4

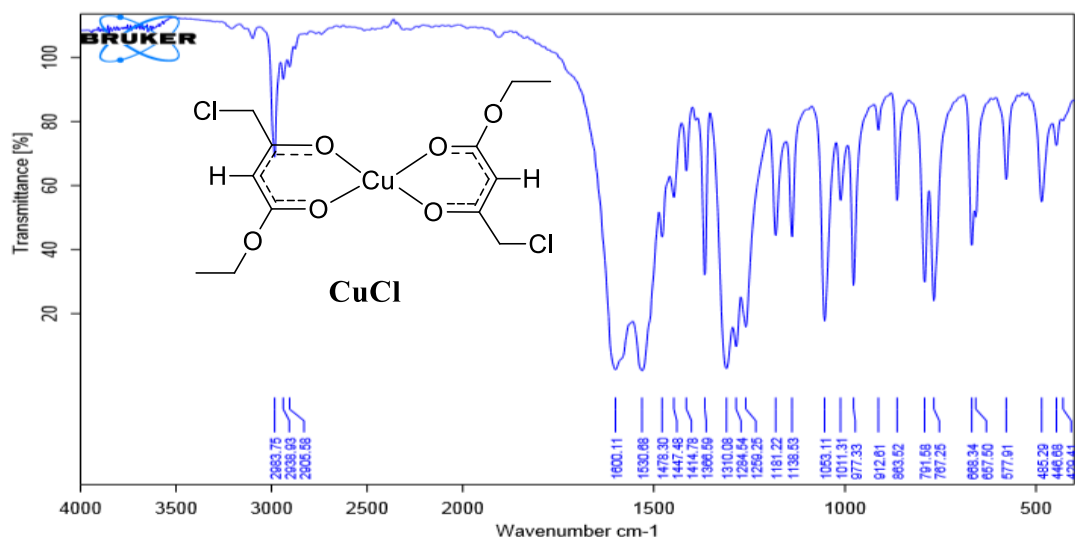
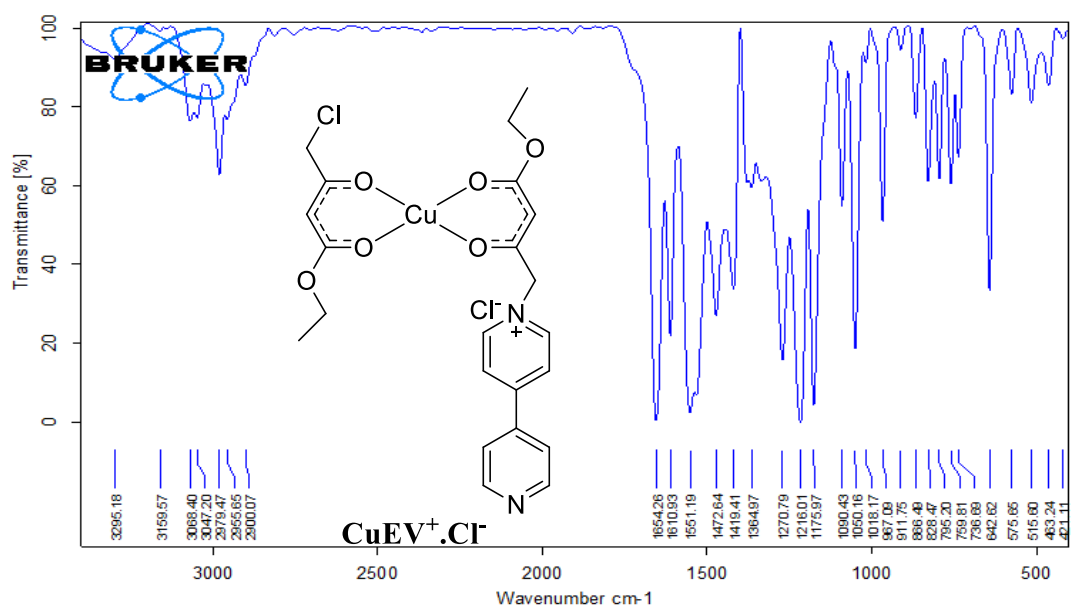


Figure S1. FTIR spectrum of CuECl complex

Figure S2. FTIR spectrum of CuEV<sup>+</sup>.Cl<sup>-</sup> complex



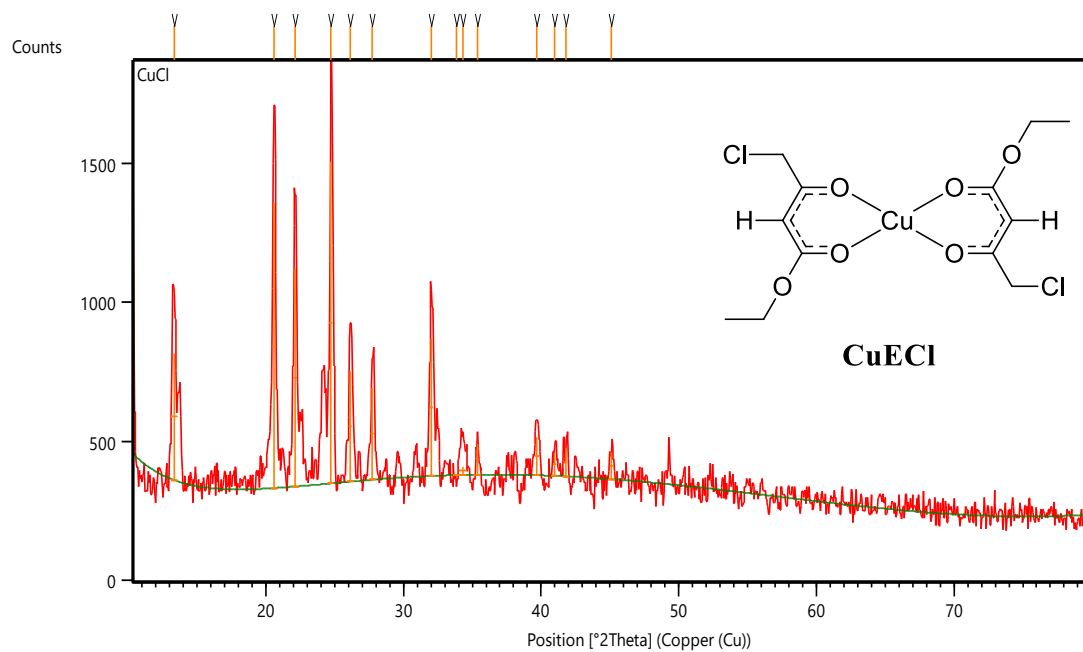


Figure S5. The XRD pattern of CuECl complex.

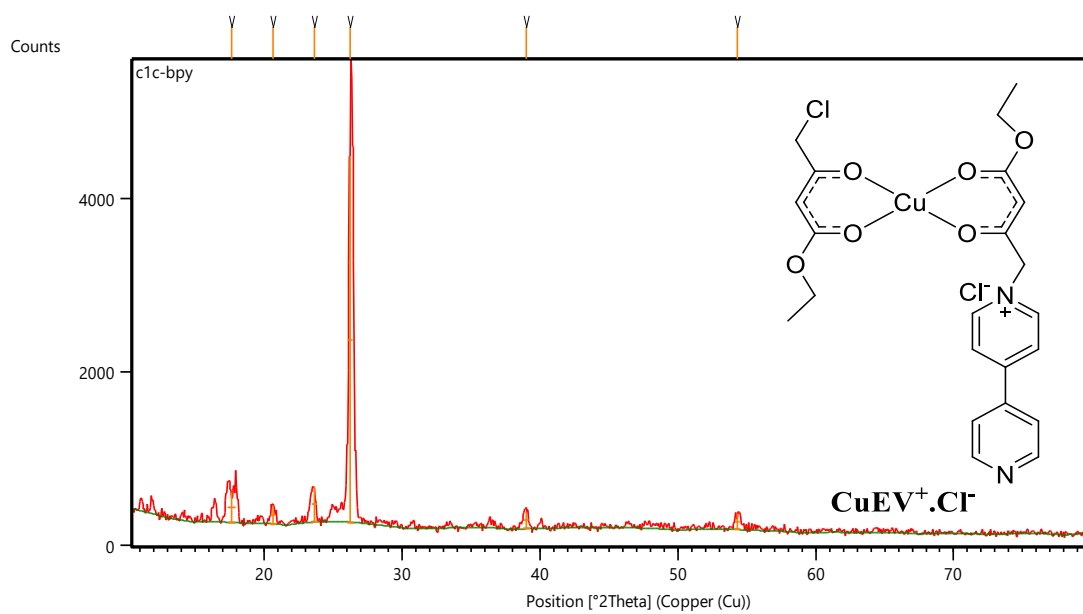


Figure S6. The XRD pattern of CuEV<sup>+</sup>.Cl<sup>-</sup> complex.